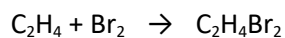


Q1. This question is about the reaction of ethene and bromine.

The equation for the reaction is:

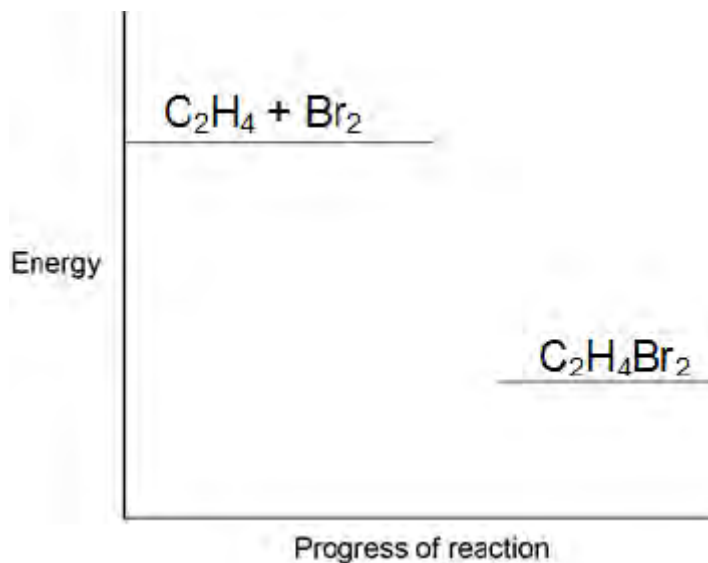


(a) Complete the reaction profile in **Figure 1**.

Draw labelled arrows to show:

- The energy given out (ΔH)
- The activation energy.

Figure 1



(3)

(b) When ethene reacts with bromine, energy is required to break covalent bonds in the molecules.

Explain how a covalent bond holds two atoms together.

.....

.....

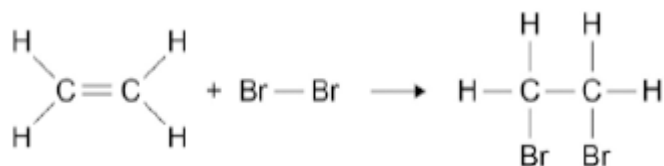
.....

.....

(2)

- (c) **Figure 2** shows the displayed formulae for the reaction of ethene with bromine.

Figure 2



The bond enthalpies and the overall energy change are shown in the table below.

	C=C	C-H	C-C	C-Br	Overall energy change
Energy in kJ / mole	612	412	348	276	-95

Use the information in the table above and **Figure 2** to calculate the bond energy for the Br-Br bond.

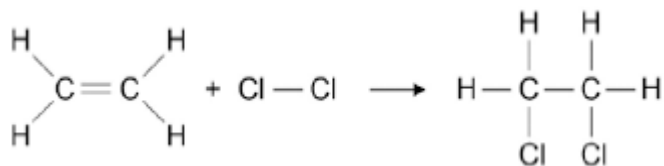
.....

Bond energy kJ / mole

(3)

- (d) **Figure 3** shows the reaction between ethene and chlorine and is similar to the reaction between ethene and bromine.

Figure 3



“The more energy levels (shells) of electrons an atom has, the weaker the covalent bonds that it forms.”

Use the above statement to predict and explain how the overall energy change for the reaction of ethene with chlorine will differ from the overall energy change for the reaction

of ethene with bromine.

.....

.....

.....

.....

.....

.....

.....

.....

.....

.....

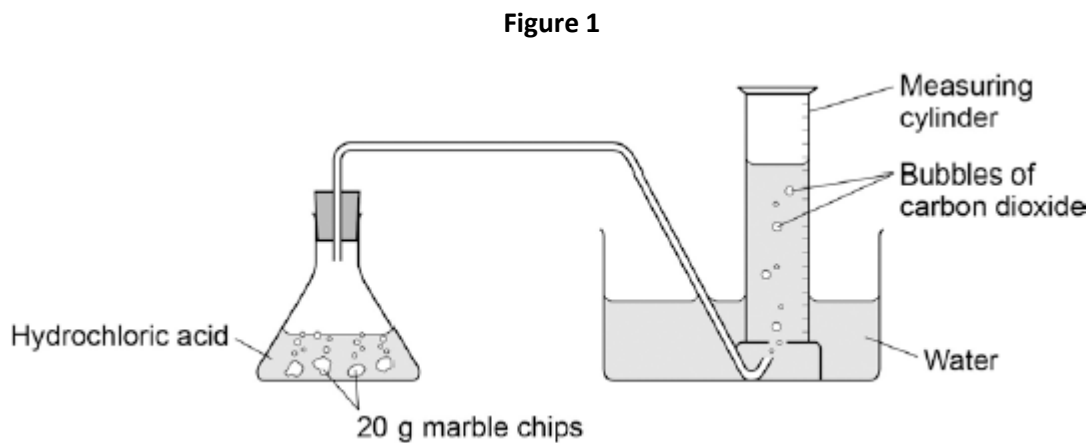
.....

(6)
(Total 14 marks)

Q2. Marble chips are mainly calcium carbonate (CaCO_3).

A student investigated the rate of reaction between marble chips and hydrochloric acid (HCl).

Figure 1 shows the apparatus the student used.



- (a) Complete and balance the equation for the reaction between marble chips and hydrochloric acid.



(2)

- (b) The table below shows the student's results.

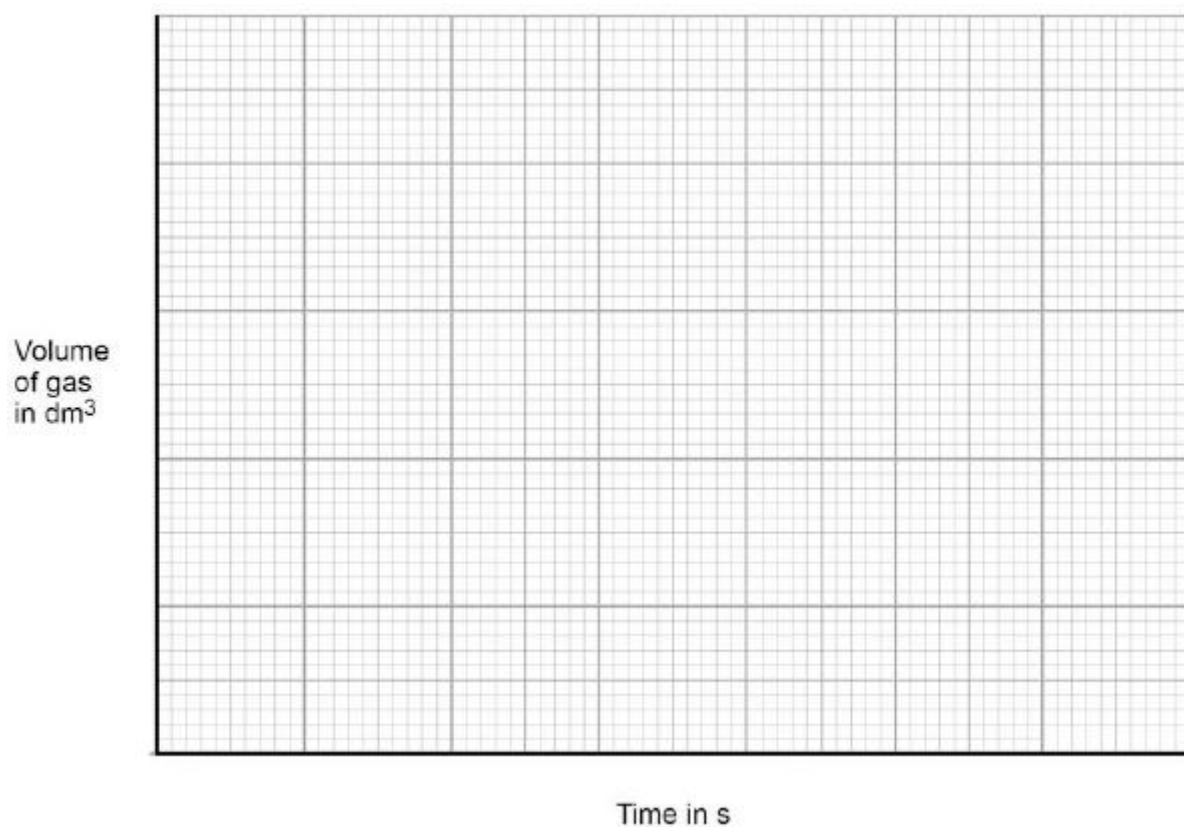
Time in s	Volume of gas in dm^3
0	0.000
30	0.030
60	0.046
90	0.052
120	0.065
150	0.070
180	0.076
210	0.079
240	0.080

270	0.080
-----	-------

On **Figure 2**:

- Plot these results on the grid.
- Draw a line of best fit.

Figure 2



(4)

- (c) Sketch a line on the grid in **Figure 2** to show the results you would expect if the experiment was repeated using 20 g of smaller marble chips.

Label this line **A**.

(2)

- (d) Explain, in terms of particles, how and why the rate of reaction changes during the reaction of calcium carbonate with hydrochloric acid.

.....

.....

.....

.....

.....

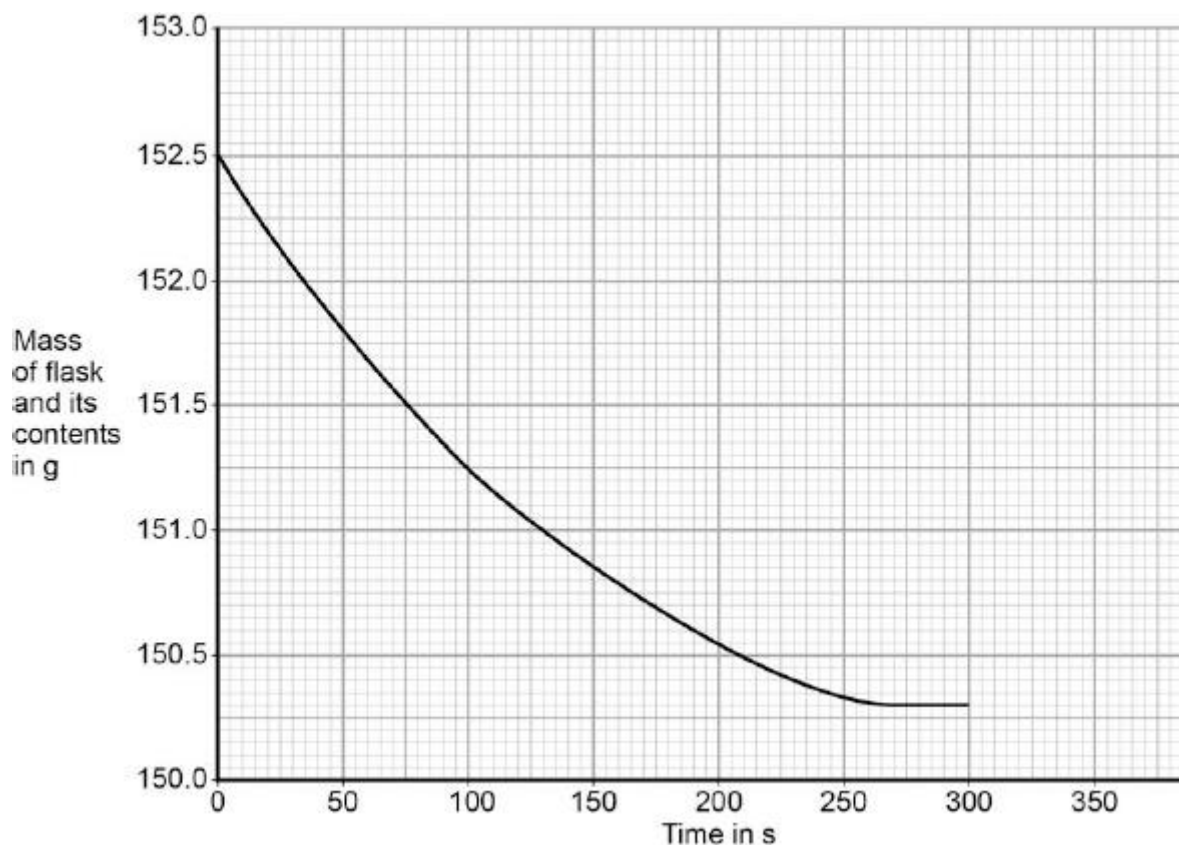
.....

(4)

(e) Another student investigated the rate of reaction by measuring the change in mass.

Figure 3 shows the graph plotted from this student's results.

Figure 3



Use **Figure 3** to calculate the mean rate of the reaction up to the time the reaction is complete.

Give your answer to three significant figures.

.....
.....
.....
.....
.....
.....
.....
.....

Mean rate of reaction = g / s

(4)

(f) Use **Figure 3** to determine the rate of reaction at 150 seconds.

Show your working on **Figure 3**.

Give your answer in standard form.

.....
.....
.....
.....
.....

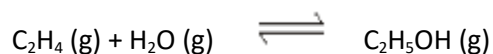
Rate of reaction at 150 s = g / s

(4)

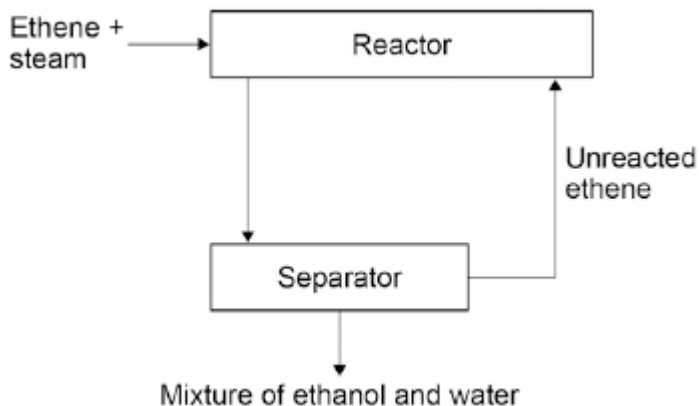
(Total 20 marks)

Q3.In industry ethanol is produced by the reaction of ethene and steam at 300°C and 60 atmospheres pressure using a catalyst.

The equation for the reaction is:



The figure below shows a flow diagram of the process.



(a) Why does the mixture from the separator contain ethanol and water?

.....
.....

(1)

(b) The forward reaction is exothermic.

Use Le Chatelier's Principle to predict the effect of increasing temperature on the amount of ethanol produced at equilibrium.

Give a reason for your prediction.

.....
.....
.....
.....

(2)

(c) Explain how increasing the pressure of the reactants will affect the amount of ethanol produced at equilibrium.

.....

.....

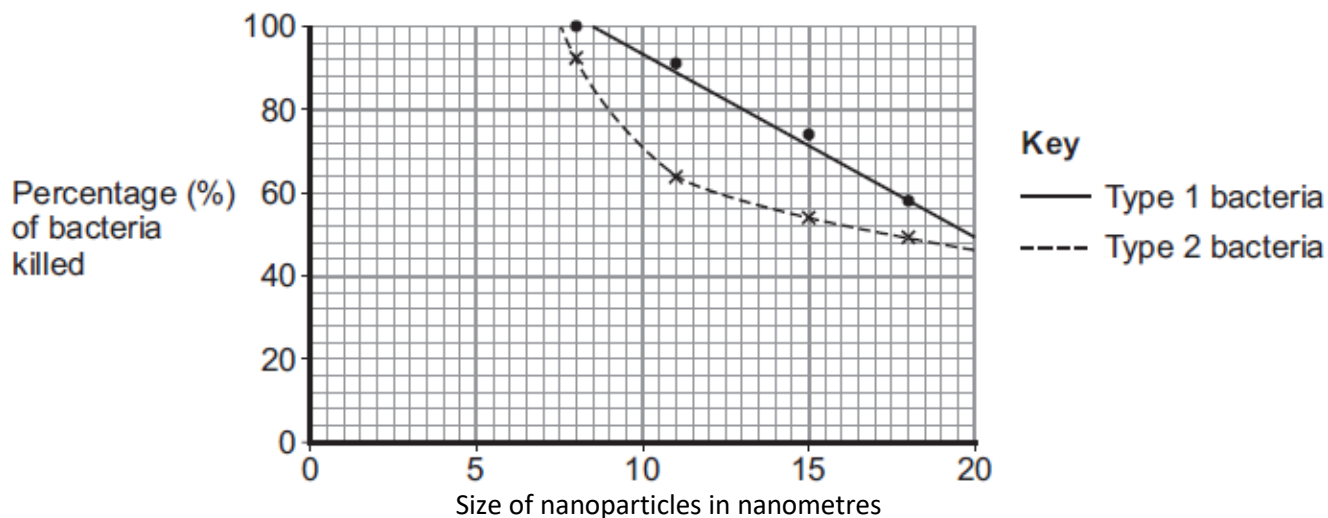
.....

.....

(2)
(Total 5 marks)

Q4. Magnesium oxide nanoparticles can kill bacteria.

The figure below shows the percentage of bacteria killed by different sized nanoparticles.



(a) (i) Give **two** conclusions that can be made from the figure above.

.....

.....

.....

.....

.....

.....

(2)

(ii) Points are plotted for only some sizes of nanoparticles.

Would collecting and plotting data for more sizes of nanoparticles improve the conclusions?

Give a reason for your answer.

.....

.....

(1)

(b) Magnesium oxide contains magnesium ions (Mg^{2+}) and oxide ions (O^{2-}).

Describe, as fully as you can, what happens when magnesium atoms react with oxygen atoms to produce magnesium oxide.

.....

.....

.....

.....

.....

.....

.....

.....

.....

.....

.....

(4)
(Total 7 marks)

Q5. Glass is made from silicon dioxide.



© Velirina/iStock/Thinkstock

(a) Silicon dioxide has a very high melting point.

Other substances are added to silicon dioxide to make glass. Glass melts at a lower temperature than silicon dioxide.

Suggest why.

.....
.....

(1)

(b) Sodium oxide is one of the substances added to silicon dioxide to make glass.

(i) Sodium oxide contains Na^+ ions and O^{2-} ions.

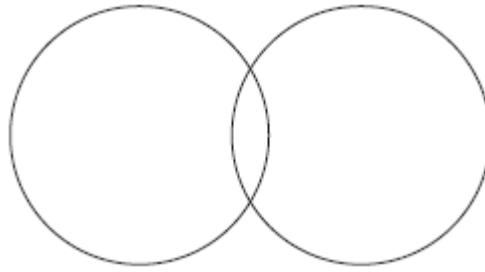
Give the formula of sodium oxide.

.....

(1)

(ii) Sodium oxide is made by heating sodium metal in oxygen gas.

Complete the diagram to show the outer electrons in an oxygen molecule (O_2).



(2)

(c) Glass can be coloured using tiny particles of gold. Gold is a metal.

Describe the structure of a metal.

.....

.....

.....

.....

.....

.....

(3)

(Total 7 marks)